

Dedicated to People Flow™



KONE provides innovative and eco-efficient solutions for elevators, escalators and automatic building doors. We support our customers every step of the way; from design, manufacturing and installation to maintenance and modernization. KONE is a global leader in helping our customers manage the smooth flow of people and goods throughout their buildings.


Our commitment to customers is present in all KONE solutions. This makes us a reliable partner throughout the life cycle of the building. We challenge the conventional wisdom of the industry. We are fast, flexible, and we have a well-deserved reputation as a technology leader, with such innovations as KONE MonoSpace®, KONE MaxiSpace™, and KONE InnoTrack™. You can experience these innovations in architectural landmarks such as Capital City in Moscow, Hongqiao Transport Hub in Shanghai, North LaSalle in Chicago and Tour First in Paris. KONE employs on average 35,000 dedicated experts to serve you globally and locally in over 50 countries.

KONE Elevator India Private Limited
Registered Office and Factory
50, Vanagaram Road, Ayanambakkam
Chennai - 600 095, India
Tel. No. +91 44 26533901 - 04
Fax No. +91 44 26533912

Service Number:
18004254666 / 18004254254

Contact person:
Tel. No:

Visit us at www.KONE.com



KONE DESIGN COLLECTION

Car interior design themes

This publication is for general informational purposes only and we reserve the right at any time to alter the product design and specifications. No statement contained in this publication shall be construed as a warranty or condition, expressed or implied, as to any product, its fitness for any particular purpose, merchantability, quality or shall be interpreted as a term or condition of any purchase agreement for the products or services contained in this publication. Minor differences between printed and actual colors may exist. KONE®, Dedicated to People Flow™, KONE MonoSpace®, KONE MiniSpace™, KONE EcoDisc®, are trademarks or registered trademarks of KONE Corporation. Copyright © 2012 KONE Corporation.



5

2018 163345 163
21 persons
1600 kg

1
2
3
4
5
6
7
8
9
0
STOP



Designed to delight

Patterns that catch the eye. Finishes that enhance the look and feel of your building. Lighting that adds mood and atmosphere. Material combinations that inspire and delight. Add emotion to your elevator with the KONE Design collection.

GOOD DESIGN ADDS REAL VALUE

A well-designed elevator can have a huge impact on the way people feel about your building and connect with it. From residential buildings and hotels to retail and office environments, the ability to give people a comfortable ride in a pleasant, accessible environment speaks volumes about your building and your values.

- The design has to cater to varying needs of the building. Lively yet practical and functional designs are needed for residential buildings, where as excellent usability and an impressive interior are a must for commercial spaces where there are many visitors.

THE KONE DESIGN COLLECTION

The new KONE Design Collection is a versatile set of inspiring elevator car interiors created by KONE's award winning design team. Choose a complete interior from one of our five design themes, or create your own unique design by mixing and matching our wide range of materials, colors, finishes, and patterns with your choice of accessories and lighting solutions.

CUTTING-EDGE DESIGN BASED ON IN-DEPTH RESEARCH

This collection is the result of years of expert design research. Drawing on continuous studies of the latest trends in architecture, design, and material technology, our team of design professionals has created a diverse set of themes that appeal to a wide variety of tastes and are flexible for use in a range of different environments. The unique patterns and material finishes we offer have been created especially for KONE in close collaboration with our R&D team and our partners.

4 red dot design awards
2 Good Design awards



reddot design award
winner 2012

What sets KONE design apart

- 1 Easy selection of car interiors** from a collection of functional and visually appealing designs created by KONE's award-winning design professionals.
- 2 The most flexible and versatile offering.** The KONE Design Collection includes over 50 stylish car interiors. We also offer over 100 different materials and accessories that can be combined to create the unique ambience for your building.
- 3 The most innovative materials.** The combination of unique textured, patterned, and printed wall materials with novel lighting solutions creates a stunning visual effect.
- 4 Award-winning design.** KONE's elevator design concept and signalization have both been awarded the prestigious Good Design Award, making us the only elevator company in the world to have received such an award.

Choosing the right design

- 1 Think about your building design:**
 - What kind of overall look are you aiming to achieve? Modern or more traditional? Bold and bright, or subtle and minimalist?
 - What kind of ambience are you looking for? Cool and light or warm and cosy?
 - Is your detailing simple or more rich?
 - What materials and colors does the building include?
- 2 Get inspiration from our five design themes,** browse through our car designs, and find the one that best matches your building interior.
- 3 For a truly unique look, try our Car Designer tool,** where you can mix and match materials and accessories to create a virtual experience of your very own elevator car design.
- 4 Talk to a KONE expert,** who will be able to give you professional advice on what design might best fit your building.





Modern Simplicity

CASUAL, FRESH DESIGNS THAT CELEBRATE THE BEAUTY IN SIMPLICITY

Light, bright designs that bring together simple yet bold color combinations with classic materials to create casual, functional car interiors. The Modern Simplicity collection combines painted steel with durable floor materials, modern, welcoming lighting, and user-friendly signalization. The result is a series of elevator designs that add a fresh touch to your building.



Modern Simplicity



Accessible and welcoming

Lighting, signalization, and wall material options that create an accessible, user-friendly car interior.




Functional and durable

High-quality materials and accessories that are durable, easy to maintain, and which stand the test of time.



Easy to use, inside and out


From the car interior to the accompanying landing control panel, Modern Simplicity cars are designed to make the elevator experience a simple and enjoyable one.



Cool Vintage


ORGANIC DESIGNS FOR A NOSTALGIC YET PROGRESSIVE LOOK AND FEEL

Warm colors and the beauty of materials are enhanced with a modern twist to create car interiors that look to the past to create the future. Cool Vintage brings together textured steel and decorative wall materials with innovative LED lighting and user-friendly signalization. These flexible, functional designs are especially suitable for modernization projects and residential buildings with warm and welcoming interiors.



Warm and welcoming

Intricate lighting with DECO™ (Decorative film) patterns create a warm and welcoming ambience for the user.



Colorful, subtle, flexible

Patterns create interest and colors add depth and choice. These decorative films combine well with special steel walls.



Industrial Chic

SOPHISTICATED, CAPTIVATING INTERIORS THAT REFLECT, REWARD, AND INSPIRE

Industrial Chic takes its inspiration from the cool sophistication of industrial design to create harmonious interiors that draw the eye in. Colored, etched, printed, mirror and brushed steel blend with modern lighting. These chic, functional designs speak volumes, but with a cool, quiet voice, and are the perfect match for sleek and modern interiors in both residential and commercial buildings.



Industrial Chic



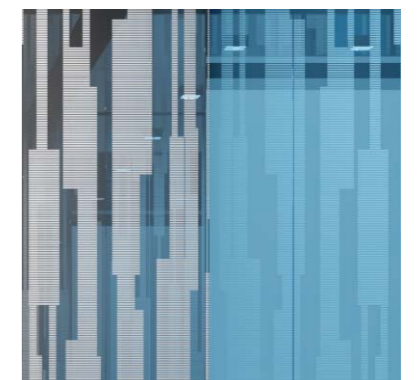
Bold and Innovative

A new take on a classic material, with strong combinations of patterned and colored steel that bring cars to life by adding depth through details.





Reflective and rewarding

Painted and stainless steel wall materials combine to produce modern interiors that are simultaneously functional and beautiful.



A subtle touch of class


Rich yet discreet finishes that make a strong visual statement while creating a sophisticated, elegant interior that rewards and inspires.



Classic Chic


RICH, TIME LESS DESIGNS THAT BALANCE THE NATURAL WITH THE MODERN

A collection of sophisticated, timeless designs that marry the old and the new to produce a warm, harmonious environment. The Classic Chic collection blends patterned laminate, glass, or stainless steel wall materials with stone flooring. These rich car interiors balance natural materials and modern design techniques to create a classic yet modern elevator that perfectly complements stylish residential and commercial buildings.



Ambience through variety

A combination of patterns and materials create a unique ambience inside the car, with designs that flow from the floor through the walls and across the ceiling.



Natural depth

Carefully selected materials like wood laminate and smooth stainless steel complement each other to add depth.



Harmonious and spacious

As well as tying the interior design together, visual effects are used to create a feeling of spaciousness and freedom inside the car.



Nouveau Glamour

STRIKING, BOLD INTERIORS THAT DELIVER A WOW EFFECT EVERY TIME

Cool colors and bold design elements are brought together in the Nouveau Glamour collection to create a stunning visual impact. Brushed or mirrored stainless steel, or innovative printed 3D glass wall finishes combine with cool stone flooring to bring the interior alive. These contemporary, vivid designs will both captivate and delight in upscale office buildings, retail environments, and hotels where you want to create a wow effect with every elevator ride.



Nouveau Glamour




Depth and dimension

Stunning patterned glass effect helps to create a striking and memorable visual impact.



More than meets the eye

Strong visual elements and bold color combinations create a real wow factor.



Alive with light

The play of subtle diffusion lighting on patterned finishes brings the interior alive with dramatic detail that demands attention.